

Goal of Seed Library: To give the Dragnet seed team a reference of what the common seeds at your site look like. This is a major help to being able to effectively process the seed carpets!

Seed Library Protocol

1. Based on your cover data from your dragnet site, collect the seeds from your common known plant species. You can do this by grabbing seeds from the plant directly. This can be done at the same time as switching out carpets at your field site.
2. Once you have gathered your seeds please place them into sealable containers (plastic bags or envelopes work great) with the species name. Please also include a master list of all the seed species you have collected. You can mail this reference collection at the same time you mail a batch of your carpets.




Image A: Collected seeds labeled in a sealable envelope

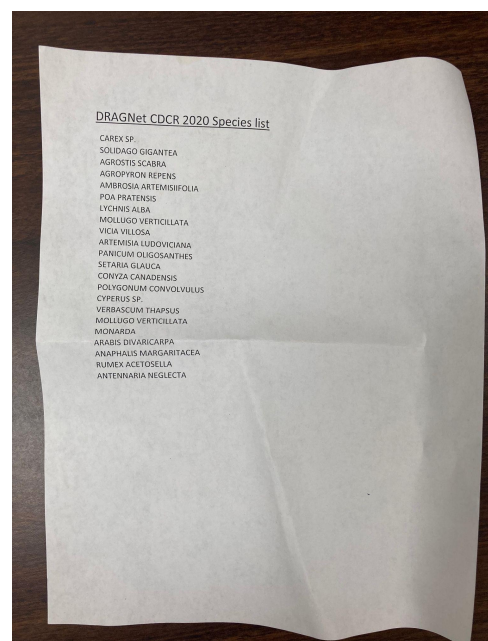


Image B: Master list of all seeds collected from one Dragnet site

3. From your amazing reference set, the Dragnet team is assembling a seed library. It is a great resource for working on the carpets as well as for future projects! If you notice new

species popping up at your sites, please send us the seeds with your carpets to keep our library updated.

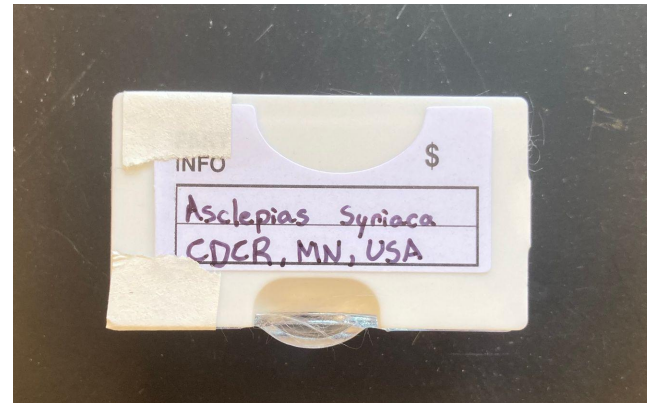


Image C: Dragnet seed team's seed library

Images D and E: Example of a labeled specimen in the Dragnet seed library